

# Collect Leaves For Tu B'Shevat

Tu B'Shevat is the 15th day of the Hebrew month of Shevat (January or February). It is known as the "NEW YEAR OF THE TREES", and it is a time for focusing on the wonders of nature and the land of Israel. The first sign of spring in Israel, which coincides with the coming of Tu B'Shevat, is the blooming of the almond blossoms.

Tu B'Shevat is celebrated by eating 15 (for the 15th day of Shevat) types of fruits and nuts grown in Israel and by planting trees in Israel through J.N.F. (Jewish National Fund). The fruits may be eaten during a Tu B'Shevat seder. Seder participants eat fruits and nuts, and they drink four cups of wine (white, white with red, red with white, and red). The changing wine color signifies the change in seasons and the land from cold and dormant to warm and productive.

## PLAYING DIRECTIONS

Grade Level: 2nd – 5th grade


Number of Players: 2-4 players

Materials Needed: game board, leaf cards, **one pawn per player**, **die**

Object of Game: Collect the most leaves by the end of the game

How to Play:

1. Give each player 5 leaves.
2. Put remaining leaves in one pile next to the game board.
3. Place pawns on "START".
4. First player rolls the die, moves his/her pawn, and follows directions on the space where he/she lands.
5. The next player rolls the die and the game continues until all players reach the "END".
6. More than one player may occupy the same square.
7. To finish the game, a player does not have to roll the exact number.
8. Each player counts his/her leaves to determine the winner.



Central Agency For Jewish Education, 12 Millstone Campus Drive, St. Louis, MO 63146

Cut out along outside of solid black line. Glue directions on the front of a file folder.

# START

It's Tu B'Shevat in Israel.  
Your almond tree is blooming.



**COLLECT 1 LEAF**

Your family is planning  
a Tu B'Shevat seder.

**COLLECT 2 LEAVES**

You can't find the 15  
fruits and nuts for your  
Tu B'Shevat seder.

**LOSE 2 LEAVES**

Say the blessing over  
the wine.

**COLLECT 2 LEAVES**



Your family gave a tenth  
(or tithe) of the fruit in  
your orchard to the poor.

**COLLECT 3 LEAVES**

You forgot to collect a  
tenth (or tithe) of fruit  
for the poor.

**LOSE 3 LEAVES**

# Collect Leaves

If you're a boy collect 2  
leaves because your  
parents planted a cedar  
tree in Israel when you  
were born.

You drank wine at the Tu  
B'Shevat seder and didn't  
say the blessing over  
wine.

**LOSE 2 LEAVES**

You ate fruit at the  
Tu B'Shevat seder and  
didn't say the blessing.

**LOSE 2 LEAVES**




Say the blessing for fruit  
grown in the ground.

**COLLECT 3 LEAVES**

You spilled the wine at  
your Tu B'Shevat seder.

**LOSE 1 LEAF**



Say the blessing for fruit  
that grows on trees.

**COLLECT 3 LEAVES**

Trim along dotted line. Glue to inside (left) of file folder.

# For Tu B'Shevat

# END

If you're a girl collect 2 leaves because your parents planted a cypress tree in Israel when you were born.

You drank wine at the Tu B'Shevat seder and didn't say the blessing over wine.

**LOSE 2 LEAVES**



You donated money to J.N.F. (Jewish National Fund) to have a tree planted in Israel.

**COLLECT 2 LEAVES**

A drought killed the trees you planted last year.

**LOSE 2 LEAVES**



You visited Israel and helped plant seedlings.

**COLLECT 2 LEAVES**

You ate 15 different kinds of fruit and nuts at your Tu B'Shevat seder.

**COLLECT 2 LEAVES**



You use recycled paper at your school.

**COLLECT 2 LEAVES**



You reminded your mother to use cloth grocery bags at the grocery store.

**COLLECT 1 LEAF**




Highway workers cut down some of your trees to make room for a new road.

**LOSE 2 LEAVES**

It is cold in the U.S.A. so you can't plant trees on Tu B'Shevat.

**LOSE 1 LEAF**

Trim along dotted line. Glue to inside (right) of file folder.



Print 2 copies of this page on card stock. Cut leaf cards apart.