

# SEDER TIME










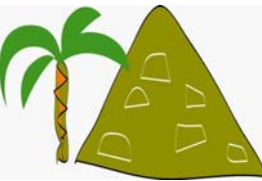

**Object of the Game:** Review order of the seder and blessings.

**Materials Needed:** Game board, Hebrew or English prayer sheets, 1 die, 4 pawns (one per player)

**Playing Directions:** Place pawns on "START". Players take turns rolling the die and moving forward towards box # 40. If a player lands on a blessing box, the player reads the blessing and then advances the number of boxes indicated. The first player to reach box #40 is the winner. Two or more players may land on the same box at the same time.

**Winner:** The first player to complete the seder and reach box #40. is the winner.


# EMERGENCY

<p><b>TZAFUN 33</b></p> <p>WE EAT THE AFIKOMEN.</p> 	<p><b>BARECH 34</b></p> <p>YOU FORGOT TO SAY THE BLESSING AFTER THE MEAL.</p> <p>GO BACK TO SPACE #31 </p>	<p><b>BARECH 35</b></p> <p>SAY THE BLESSING OVER THE 3RD CUP OF WINE.</p> <p>GO AHEAD ONE SPACE </p>	<p><b>BARECH 36</b></p> <p>YOU OPENED THE DOOR FOR ELIJAH THE PROPHET.</p>
			
<p><b>YOU FOUND THE AFIKOMEN! 32</b></p> <p>GO AHEAD ONE SPACE </p>	<p><b>SHULCHAN ORECH 31</b></p> <p>WE EAT THE FESTIVAL MEAL</p> 	<p><b>KORECH 30</b></p> <p>WE STOP TO EAT THE HILLEL SANDWICH OF MATZAH AND MAROR (BITTERHERBS).</p> <p>LOSE 1 TURN </p>	<p><b>MAROR 29</b></p> <p>DIP MAROR (BITTER HERBS) IN CHAROSET AND SAY THE BLESSING.</p> <p>GO AHEAD TWO SPACES</p>
<p><b>17</b></p> <p>YOU FORGOT TO READ THE FOUR QUESTIONS.</p> <p>GO BACK 2 SPACES </p>	<p><b>MAGGID 18</b></p> <p>THE 4 QUESTIONS ARE RECITED.</p> <p>READ QUESTION 2 AND GO AHEAD 1 SPACE</p>	<p><b>19</b></p> 	<p><b>MAGGID 20</b></p> <p>THE 4 QUESTIONS ARE RECITED.</p> <p>READ QUESTION 3 AND GO TO SPACE #24</p>
			
<p><b>MAGGID 16</b></p> <p>THE 4 QUESTIONS ARE RECITED.</p> <p>READ QUESTION 1 AND GO TO SPACE # 19</p>	<p><b>15</b></p> 	<p><b>MAGGID 14</b></p> <p>THE STORY OF PASSOVER IS READ.</p> <p>NAME 1 PLAGUE AND MOVE UP 1 SPACE</p>	<p><b>MAGGID 13</b></p> <p>THE STORY OF PASSOVER IS READ.</p> <p>NAME 2 PLAGUES AND MOVE UP 2 SPACES</p>
<p><b>1</b></p> <p><b>START</b></p>	<p><b>2</b></p> <p>NAME TWO ITEMS ON THE SEDER PLATE.</p> <p>MOVE UP 2 SPACES</p>	<p><b>3</b></p> <p>LIGHT THE CANDLES AND SAY THE BLESSING OVER THE CANDLES.</p> <p>MOVE UP 1 SPACE</p>	<p><b>4</b></p> 

CUT OFF STRIP ALONG DOTTED LINE. GLUE INSIDE FILE FOLDER ON LEFT SIDE.


CUT OFF STRIP ALONG DOTTED LINE. GLUE INSIDE FILE FOLDER ON RIGHT SIDE.

**BARECH 37**  
 YOU DIDN'T WELCOME ELIJAH THE PROPHET AND SING "ELIYAHU".  
 LOSE 1 TURN 

**HALLEL 38**  
 SAY THE KIDDUSH OVER THE 4TH CUP OF WINE.  
 MOVE UP ONE SPACE 

**HALLEL 39**  
 WE SING PASSOVER SONGS.  


**NIRTZAH 40**  
**You completed the Seder!**

**28**  


**MOTZI / MATZAH 27**  
 SAY THE MOTZI MATZAH BLESSINGS.  
 GO AHEAD TO SPACE #28

**MOTZI MATZAH 26**  
 YOU FORGOT TO SAY THE MOTZI MATZAH BLESSINGS.  
 GO BACK 2 SPACES 

**RACHTZAH 25**  
 SAY THE BLESSING FOR WASHING HANDS.  
 GO AHEAD 3 SPACES 




**MAGGID 21**  
 THE 4 QUESTIONS ARE RECITED.  
 READ QUESTION 4 AND GO AHEAD THREE SPACES

**22**  
 WE FINISHED THE TELLING OF THE STORY OF PASSOVER.  
 SING THE CHORUS FOR "DAYENU" AND MOVE UP TWO SPACES


**MAGGID 23**  
 YOU FORGOT TO SAY THE KIDDUSH OVER THE 2ND CUP OF WINE.  
 LOSE ONE TURN 

**24**  


**MAGGID 12**  
 THE STORY OF PASSOVER IS READ.  
 NAME 3 PLAGUES AND GO TO SPACE # 15

**YACHATZ 11**  
 BREAK THE MIDDLE MATZAH AND HIDE THE AFIKOMEN.  


**KARPAS 10**  
 YOU DIDN'T DIP A GREEN VEGETABLE IN SALT WATER AND SAY THE KARPAS BLESSING.  
 GO BACK TO SPACE # 7 

**9**  




**KADDESH 5**  
 SAY THE KIDDUSH OVER THE FIRST CUP OF WINE.  
 MOVE UP 2 SPACES 

**6**  
 YOU FORGOT TO SAY THE BLESSING OVER THE CANDLES.  
 GO BACK TO **START** 

**UR'CHATZ 7**  
 WE WASH OUR HANDS. (No blessing)  


**KARPAS 8**  
 WE DIP A GREEN VEGETABLE IN SALT WATER. SAY THE KARPAS BLESSING.  
 GO TO SPACE # 11



# Seder Time Blessings

## CANDLE BLESSING

בְּרוּךְ אַתָּה יי אֱלֹהֵינוּ מֶלֶךְ הָעוֹלָם אֲשֶׁר קִדְּשָׁנוּ בְּמִצְוֹתָיו וְצִוָּנוּ  
לְהַדְלִיק נֵר שֶׁל יוֹם טוֹב.

---

## KIDDUSH

בְּרוּךְ אַתָּה יי אֱלֹהֵינוּ מֶלֶךְ הָעוֹלָם בּוֹרֵא פְּרֵי הַגֶּפֶן.

---

## KARPAS BLESSING

בְּרוּךְ אַתָּה יי אֱלֹהֵינוּ מֶלֶךְ הָעוֹלָם בּוֹרֵא פְּרֵי הָאֲדָמָה.

---

## WASHING HANDS BLESSING

בְּרוּךְ אַתָּה יי אֱלֹהֵינוּ מֶלֶךְ הָעוֹלָם אֲשֶׁר קִדְּשָׁנוּ בְּמִצְוֹתָיו וְצִוָּנוּ  
עַל נְטִילַת יָדַיִם.

---

## MOTZI/MATZAH BLESSINGS

בְּרוּךְ אַתָּה יי אֱלֹהֵינוּ מֶלֶךְ הָעוֹלָם הַמוֹצִיא לֶחֶם מִן הָאָרֶץ.  
בְּרוּךְ אַתָּה יי אֱלֹהֵינוּ מֶלֶךְ הָעוֹלָם אֲשֶׁר קִדְּשָׁנוּ בְּמִצְוֹתָיו וְצִוָּנוּ  
עַל אֲכִילַת מַצָּה.

---

## MAROR BLESSING

בְּרוּךְ אַתָּה יי אֱלֹהֵינוּ מֶלֶךְ הָעוֹלָם אֲשֶׁר קִדְּשָׁנוּ בְּמִצְוֹתָיו וְצִוָּנוּ  
עַל אֲכִילַת מָרוֹר.

## FOUR QUESTIONS

מַה נִּשְׁתַּנָּה הַלַּיְלָה הַזֶּה מִכָּל הַלַּיְלוֹת?

- 1 שֶׁבְּכָל הַלַּיְלוֹת אָנוּ אוֹכְלִין חֶמֶץ וּמַצָּה הַלַּיְלָה הַזֶּה כָּלוּ מַצָּה.
- 2 שֶׁבְּכָל הַלַּיְלוֹת אָנוּ אוֹכְלִין שָׂאֵר יִרְקוֹת, הַלַּיְלָה הַזֶּה מָרוֹר.
- 3 שֶׁבְּכָל הַלַּיְלוֹת אֵין אָנוּ מְטַבִּילִין אֶפִּילוּ פַּעַם אַחַת, הַלַּיְלָה הַזֶּה שְׁתֵּי פַּעַמִּים.
- 4 שֶׁבְּכָל הַלַּיְלוֹת אָנוּ אוֹכְלִין בֶּן יוֹשְׁבֵיין וּבֵין מְסֻבִּין, הַלַּיְלָה הַזֶּה כָּלָנוּ מְסֻבִּין.

# Seder Time Blessings

## CANDLE BLESSING

*Baruch Atah Adonai Eloheinu melech ha'olam asher kid'shanu b'mitzvotav v'tzivanu l'hadlik ner shel Yom Tov.*

We praise You, Adonai our God, Ruler of the Universe, Who makes us holy by Your mitzvot and commands us to light the festival lights.

## KIDDUSH

*Baruch Atah Adonai Eloheinu melech ha'olam borei p'ri hagafen.*

We praise You, Adonai our God, Ruler of the Universe, Who creates the fruit of the vine.

## KARPAS BLESSING

*Baruch Atah Adonai Eloheinu melech ha'olam borei p'ri ha'adamah.*

We praise You, Adonai our God, Ruler of the Universe, Who creates the fruit of the earth.

## WASHING HANDS BLESSING

*Baruch Atah Adonai Eloheinu melech ha'olam asher kid'shanu b'mitzvotav v'tzivanu al n'tilat yadayim.*

We praise You, Adonai our God, Ruler of the Universe, Who makes us holy by Your mitzvot and commands us to wash our hands.

## MOTZI MATZAH BLESSINGS

*Baruch Atah Adonai Eloheinu melech ha'olam hamotzi lechem min ha'aretz.*

We praise You, Adonai our God, Ruler of the Universe, Who brings forth bread from the earth.

*Baruch Atah Adonai Eloheinu melech ha'olam asher kid'shanu b'mitzvotav v'tzivanu al achilat matzah.*

We praise You, Adonai our God, Ruler of the Universe, Who makes us holy by Your mitzvot and commands us to eat matzah.

## MAROR BLESSING

*Baruch Atah Adonai Eloheinu melech ha'olam asher kid'shanu b'mitzvotav v'tzivanu al achilat maror.*

We praise You, Adonai our God, Ruler of the Universe, Who makes us holy by Your mitzvot and commands us to eat maror.

## FOUR QUESTIONS

*Mah nish tanah halailah hazeh mikol haleilot?*

What makes this night different from all other nights?

1. *Sheb'chol haleilot anu ochlin chametz u'matzah. Halailah hazeh kulo matzah.*

On all other nights we eat either leavened or unleavened bread. Why on this night do we eat only unleavened bread?

2. *Sheb'chol haleilot anu ochlin she'ar yirakot. Halailah hazeh maror.*

On all other nights we eat all kinds of herbs. Why on this night do we eat only bitter herbs?

3. *Sheb'chol haleilot ein anu matbilin afilu pa'am echat. Halailah hazeh sh'tei f'amim.*

On all other nights we need not dip our herbs even once. Why on this night do we need to dip twice?

4. *Sheb'chol haleilot anu ochlin bein yoshvin u'vein m'subin. Halailah hazeh kulanu m'subin.*

On all other nights we eat sitting or reclining. Why on this night do we recline?

# Assembly Directions for Seder Time

Print colored game sheets on copy paper. Print prayer sheets on index/card stock or copy paper. Cut around the inside edge of the dotted border of the title sheet and use glue stick to glue title sheet on the front of a file folder or on the front of an 11" x 17" piece of construction paper folded in half. Cut off dotted line strips on the two game board sheets and glue the sheets inside of the file folder or folded construction paper. *Leave a small space between the two inside sheets so the game board will fold.* Laminate the game board and prayer sheets. Trim the laminate around the game and the prayer sheets.