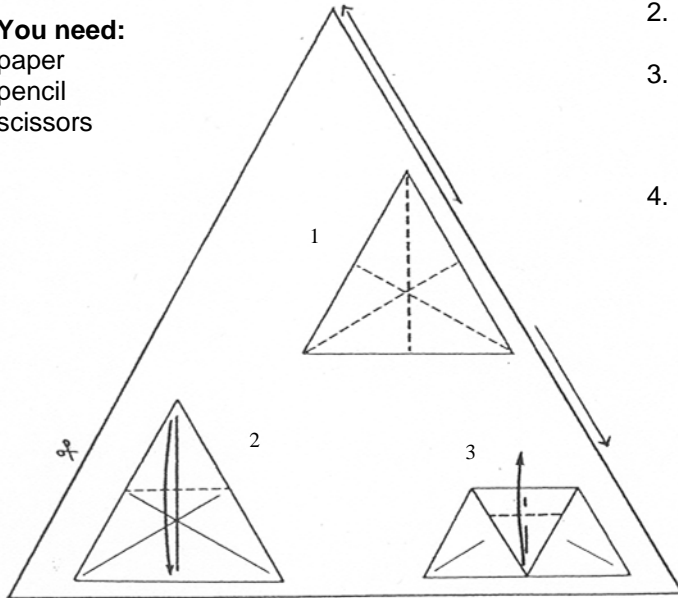


STAR OF DAVID

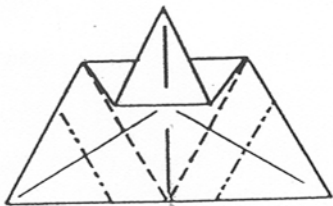
The six-pointed star is a well-known symbol of the Jewish religion and is featured on the flag of the State of Israel. It is called the star or shield of David (*mogen David* in Hebrew) but we do not know why it is named after the most famous Jewish king of biblical times. You can fold a star from an equilateral triangle cut from colored paper or copy the star pattern.

You need:
paper
pencil
scissors

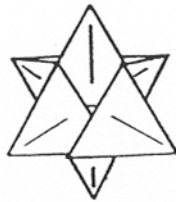


How To Fold The Star of David:

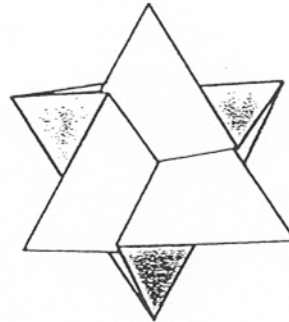
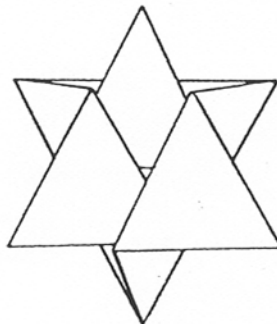
1. Fold the triangle in half through the middle of the top corner. Unfold. Fold the other two corners in the same way.
2. Fold the top corner to the middle of the bottom edge.
3. Fold it up again, making the crease where the lines cross (dot on pattern) in the middle of the paper.
4. Repeat steps 2 and 3 first with the other two corners.



4



Interlocking:
Push the top corner of triangle A under B.



STAR OF DAVID PATTERN

