

DREIDLE BINGO

Materials Needed: 1 dreidle bingo sheet per player
 1 Chanukah picture sheet set per player
 scissors
 glue
 16 bingo markers per player (use scrap paper)
 1 set of bingo calling cards

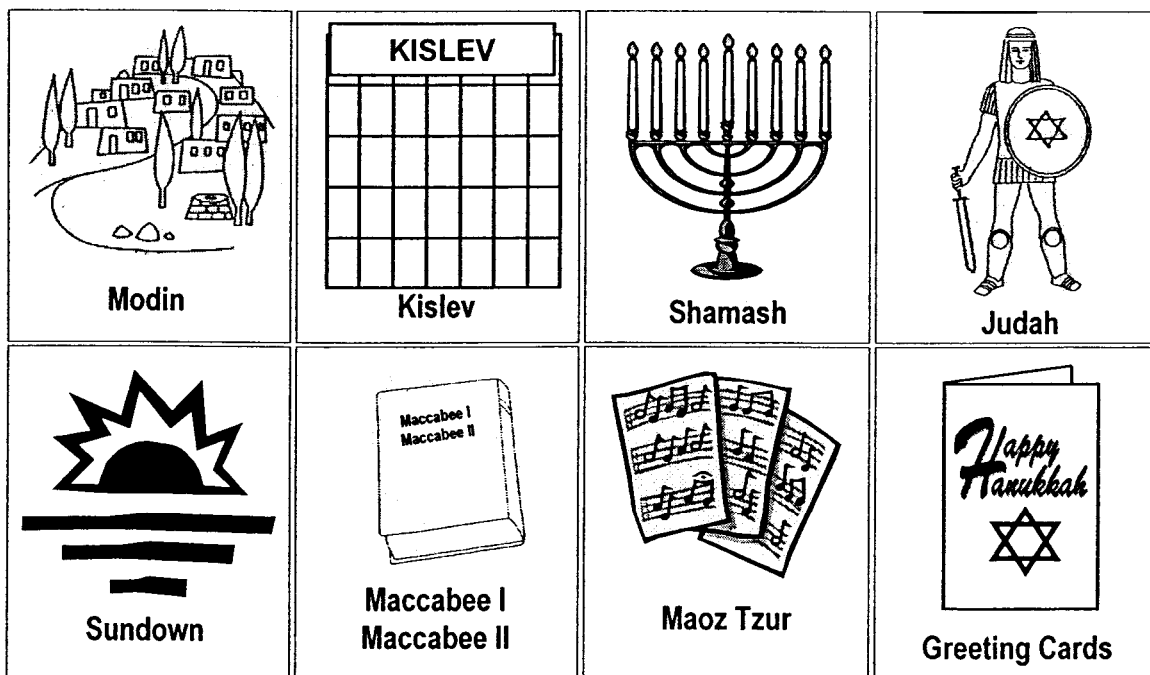
To Make: Have each student cut out 16 pictures and glue the pictures in the squares on their bingo sheet. Have each student cut up sixteen small pieces of scrap paper to use as bingo markers.

To Play: The caller (teacher or student) shuffles the calling cards. The caller turns over the first card and asks the question on the card. All the students give the answer and everyone covers that picture on their board if they have the picture. The player with four in a row diagonally, horizontally, or vertically is the winner and shouts out "dreidle".

Variation: Play bingo without asking the questions. Just say the word/words under the picture on the question calling cards.

Chanukah Pictures

Cut-out picture squares and paste on bingo board




Cut-out picture squares and paste on bingo board

 <p>Antiochus IV</p>	 <p>Hay</p>	 <p>Latkes</p>	 <p>Brachot</p>
 <p>Dreidle</p>	 <p>Gimel</p>	 <p>Nun</p>	 <p>Sufganiyot</p>
 <p>Shin</p>	 <p>Presents</p>	 <p>Mattathias</p>	 <p>Chanukiyah</p>
 <p>Candles</p>	 <p>Chanukah</p>	 <p>Tevet</p>	 <p>Hebrew</p>
 <p>Second Temple</p>	 <p>Gelt</p>	 <p>The Western Wall</p>	 <p>Jerusalem</p>

Bingo Calling Cards


Copy onto cardstock, laminate, and cut into individual cards.

Chanukah begins
at this time of day.




Sundown

The two books
that tell the story
of Chanukah.



**Maccabee I
Maccabee II**

Name of the song
"Rock of Ages" in
Hebrew.



Maoz Tzur


We wish each
other a Happy
Chanukah when
we send these.



**Greeting
Cards**

Copy onto cardstock, laminate, and cut into individual cards.

At Chanukah we eat these potato treats.




Latkes

We say these before lighting the candles on the Chanukiyah.




(Blessing)

When we spin this Hebrew letter in a game of dreidle, the player takes half of the money in the pot.



Hay

This top has four sides with Hebrew letters.



Dreidle

When we spin this Hebrew letter in a game of dreidle, the player wins all of the money in the pot.



Gimel

When we spin this Hebrew letter in a game of dreidle, the player does not win or lose any money.



Nun

When we spin this Hebrew letter in a game of dreidle, the player puts money in the pot.



Shin

Israelis eat these jelly-filled treats during Chanukah.



Sufganiyot


Copy onto cardstock, laminate, and cut into individual cards.

This holiday literally means "dedication."

CHANUKAH


Chanukah

Chanukah ends in this Hebrew month.



Tevet

We light 44 of these during Chanukah



Candles

This language was spoken by the Maccabees in Judea.



Hebrew

In the United States we wrap these and give them to each other during Chanukah.




Presents

He was the father of Johanan, Simon, Judah, Eleazar, and Jonathan.




Mattathias

This menorah is used only during Chanukah.



Chanukiah

This King of Syria wanted the Jews to live like the Greeks.



Antiochus IV

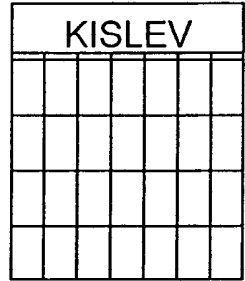
Copy onto cardstock, laminate, and cut into individual cards.

It is a small town where the fight against the Syrians began.




Modin

Chanukah begins on the 25th day of this Hebrew month.




Kislev

This candle lights the other candles of the Chanukiyah.



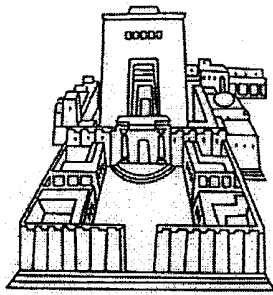
Shamash

He was a son of Mattathias whom we call "The Hammer."




Judah

It was cleaned and rededicated by the Jews when they recaptured Jerusalem in 165 B.C.E.




Second Temple

The Second Temple was built in this city.



Jerusalem

This means "money" in Yiddish.



Gelt

The only part of the Second Temple that still exists.



The Western Wall

**DREIDLE
BINGO**

