


Chanukah Memory Cards

Copy cards on colored index card stock. Laminate and cut cards out. Play memory on a table or use a posterboard with 20 library pockets.

Playing Directions:

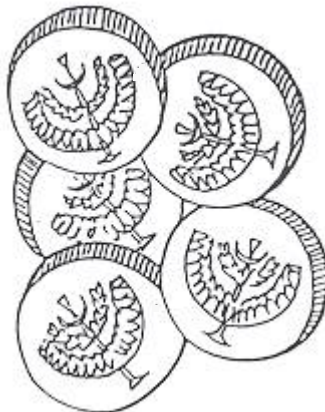
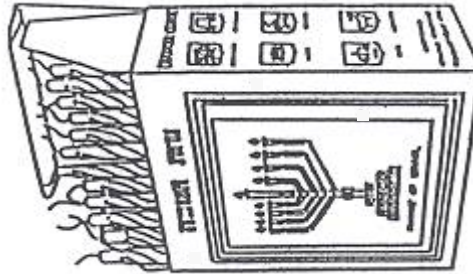

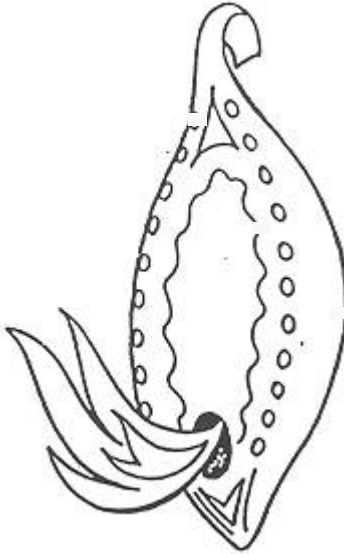
Shuffle ten pairs of cards and place them face down on a table or in the pockets of a memory board. The first player/team turns over two cards. If the cards match, the player/team keeps them and take another turn. If not, the next player/team pickstwo cards. Play continues until all cards are paired up. The player/team with the most pairs is the winner.

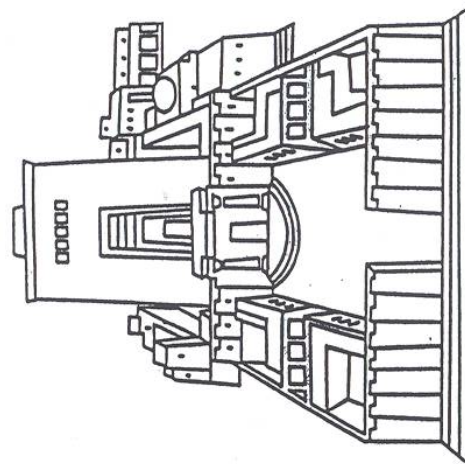

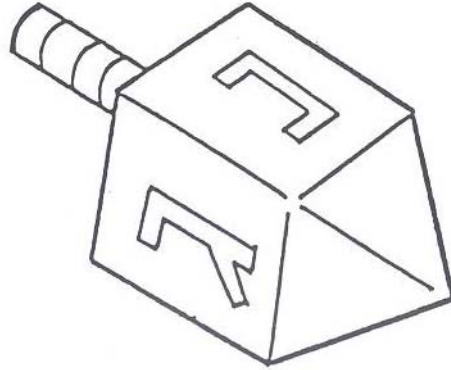
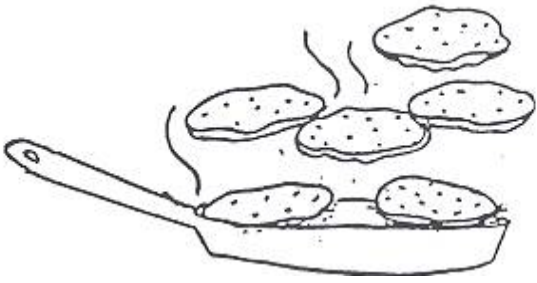


Chanukah Memory Cards

Picture Memory: Make two copies of each picture card sheet on colored card stock . Laminate sheets and cut into 10 pairs of cards.

Hebrew Memory: Make one copy of each picture page and each Hebrew page. Laminate and cut into 10 pairs of cards.





אַנְטִיּוֹכּוֹס

Antiochus IV

שֶׁמֶשׁ

Shamash

שֶׁמֶן

Oil

בְּרִזֹת

Candles

הַמֵּי הַזְּבֻכָה

Gelt

לְבַיְבוֹת

סְבִיבוֹן

dreidle

Latkes

חֲנֻכִּיָּה

יְהוּדָה
הַמַּכַּבֵּי

Judah Maccabee

Chanukiah

בַּיִת
הַמִּקְדָּשׁ

The Temple

Use this blank card sheet to create additional memory cards.

--

--

--

--

--