

Table of Contents

<u>TOPIC</u>	<u>PAGE</u>
Trends in Enrollment	1
Five Year Comparisons	8
Early Childhood Enrollments	13
Hebrew School Enrollments	15
Congregational Religious School Enrollments	16
Day School Enrollments	17
Community High School Enrollments	19
Distribution of St. Louis Area Students	21
Charts	23

TRENDS IN ENROLLMENT

For the past 29 years, the Central Agency for Jewish Education has conducted an annual school census, documenting the numbers of students who attend our community Jewish preschool, Hebrew school, supplemental religious school, day school, and supplemental high school programs. Two statistics are used in the process: 1) the actual enrollments in each of these programs, which are designated as duplicated numbers; and 2) the actual number of students (i.e. counting a student who attends both a supplemental religious school and a Hebrew school program just once), which are designated as unduplicated numbers.

Our schools' enrollments peaked during the 1995-1996 school year. The following chart shows impact of the trend of declining enrollment:

	1995-96 Peak Year	2009-10 Last Year	2010-11 Current Year
Duplicated #	5,560	4,226	4,218
Amount of change from peak		-1,334	-1,316
% of change from peak		-24%	-24%
Unduplicated #	4,522	3,445	3,454
Amount of change from peak		-1,077	-1,042
% of change from peak		-24%	-23%

OUR FINDINGS

Early Childhood

The total Early Childhood enrollment is up after three years of a decline. There are currently 750 students compared to last year's enrollment of 665.

From 2010-2011, six of our eight Jewish preschools show an increase in enrollment: Epstein Hebrew Academy, Jewish Community Center, Shaare Emeth, Shaare Zedek, Temple Israel, and Torah Prep. Three-year-olds represent the largest cohort of preschool students in our programs, with 191 students enrolled.

Five Year Trend: Of the past five years, 2006-2007 was the peak year for the Early Childhood segment of our enrollment with 842 students. Over the last five years, Early Childhood enrollment is down 11% (842 to 750).

Hebrew School

Hebrew School enrollment numbers have increased to 654 in 2010-2011 from 632 in 2009-2010.

Changes and Trends of Note:

- Over the past five years:
 - B'nai Amoona integrated Hebrew into their Religious School program with 123 students. Brith Shalom Kneseth Israel (BSKI) and Shaare Zedek added a Hebrew component to their combined Shaare Shalom with 55 students.
 - B'nai Amoona added Hebrew to their second grade curriculum two years ago. Previously B'nai Amoona students began Hebrew in third grade.
 - Shaare Emeth and Central Reform Congregation also recently integrated/merged their Hebrew and Religious school programs.
- All Hebrew School programs saw an increase in enrollment except for B'nai Amoona, Shaare Shalom, Temple Israel, and Kulanu.
- The number of congregational students receiving private tutoring has decreased to 110 from 149 in 2009-2010. Four schools reported having privately tutored students: Central Reform Congregation (7 students), Shaare Shalom (8), Temple Israel (18), and United Hebrew (77).
- The number of students participating in Kulanu, the special needs tutoring program, has decreased to 12 in 2010-2011 from 17 in 2009-2010.

Five Year Trends: Hebrew School enrollment has decreased 5% over the last five years from 674 students in 2006-2007 to 654 students in 2010-2011. During this time, two congregations began Hebrew instruction in earlier grades. In addition, congregational private tutoring has decreased 9% from 121 participants in 2006-2007 to 110 participants in 2010-2011.

Religious School

Overall Religious School numbers have declined from last year's figures, dropping from 2,056 students in 2009-2010 to 2,022 students in 2010-2011. However, B'nai Amoona, B'nai El, Shaare Emeth, Shaare Shalom, and Temple Emanuel each experienced growth. All other schools have seen a decline.

Five Year Trend: Religious School enrollment has decreased 11% over the last five years from 2,277 in 2006-2007 to 2,022 in 2010-2011.

Day School

In the last year, overall Jewish Day School enrollment has decreased 6% from 653 in 2009-2010 to 616 in 2010-2011.

This year Missouri Torah Institute saw a 9 student increase and Solomon Schechter saw a 3 student increase; all other schools remained the same or experienced a decline. Of the 616 day school students in 2010 – 2011, 71 of them are enrolled in a congregational religious school, compared to 30 students in 2009- 2010.

Five Year Trend: Over the past five years Day School enrollment has dropped 11%, from 686 students in 2006-2007 to 616 students in 2010-2011.

Community High School Programs

Three years ago, the CAJE Jewish Community High School became the CAJE Jewish Opportunities and Learning for Teens (JOLT). Enrollment decreased this year by 5 students, from 53 to 48.

The Tichon High School Program enrolled 18 students this year, the same as last year.

NATIONAL AND ST. LOUIS TRENDS

St. Louis enrollments are somewhat similar to national trends. According to the Census of Jewish Supplementary Schools in the United States 2006-2007¹, more students participate in supplemental schools than in other forms of Jewish education. Enrollment is highest in the years leading up to Bar/Bat Mitzvah, with many students leaving after grade 7. Nationally, nearly 50% of all students in Jewish supplementary schools are enrolled in grades 4 through 7. In St. Louis, the percentage is lower, with 39% of students in grades 4 through 7 (786 students). Nationally, Chabad schools are growing the fastest, yet Reform schools dominate the field with 57% of all enrollment and make up 39% of all schools. In St. Louis, Reform schools make up 82% of all enrollment and 67% of all schools.

In contrast, enrollment is decreasing nationally in Conservative affiliated schools. In terms of market share, Conservative schools enroll 26% of all students and make up 30% of all schools. In St. Louis, Conservative schools enroll 16% of all students and make up 17% of all schools. The national school census also found that a large number of schools reported that they have altered their hours of instruction in recent years. The number of days and hours of instruction in supplementary schools continues to be in flux, and this is seen in St. Louis as well.

In 2002, a study on Jewish early childhood education found that Jewish enrollment varies considerably depending on the affiliation of the school, ranging from as low as 25% in community settings to as high as 100% in some synagogue schools². In St. Louis, the percentages of Jewish children in Jewish early childhood programs range from 43% to 100%, and overall the percentage is seventy-eight percent. The St. Louis data show a general trend of enrollment peaking at 3 years of age.

According to the Census of Jewish Day Schools in the United States 2008-2009³, outside of New York and New Jersey, 47% of day school students are enrolled in non-Orthodox schools. In St. Louis, 33% of day school students are enrolled in non-Orthodox schools. Nationwide there continues to be significant growth in day school enrollment, however in St. Louis there has been a decline of 11% over the last 5 years.

Dr. Jack Wertheimer writes that “as the types of educational settings have proliferated, it has become far more difficult for communal planners and others engaged in educational policymaking to know with any precision how many children are exposed to each form of Jewish education”¹. However, in St. Louis, we do know with some precision local school enrollments, even though school enrollment is not static. This annual school census provides a snapshot of a particular day of the educational entities offered in the St. Louis Jewish community and their respective enrollments.

¹ Wertheimer, Jack. (2008). *A Census of Jewish Supplementary Schools in the United States, 2006-2007*. New York: The Avi Chai Foundation.

² Vogelstein, I. and Kaplan, D. (2002). *Untapped Potential: The Status of Jewish Early Childhood Education in America*. Baltimore: The Jewish Early Childhood Education Partnership.

³ Schick, Marvin. (2009). *A Census of Jewish Day Schools in the United States, 2008-2009*. New York: The Avi Chai Foundation.

This page intentionally left blank.

Statistics

2010-2011

Footnotes for table on page 8:

¹ Early Childhood Programs include congregational preschool, JCC, and day school programs.

² This number reflects a partial reporting, as some congregations do not fully track students receiving private tutoring.

³ This is the third year Missouri Torah Institute has reported and its fourth year in existence.

FIVE YEAR COMPARISON SCHOOL CENSUS: Early Childhood through Twelfth Grade

	2006-07	2007-08	2008-09	2009-10	2010-11	2010-11 Unduplicated
Early Childhood Programs ¹	842	798	691	665	750	750
HEBREW SCHOOLS						
Jewish Community Hebrew School	143	122	-	-	-	^
Congregational	506	446	604	615	642	^
Kulanu	25	30	19	17	12	^
Congregational Privately Tutored ²	121	105	105	149	110	^
Subtotal for Hebrew Schools	795	703	728	781	764	^
RELIGIOUS SCHOOLS - CONGREGATIONAL						
Reform	1,834	1,830	1,783	1,704	1,659	1,659
Conservative	440	392	388	326	330	330
Traditional	-	-	-	-	-	-
Other	3	-	-	26	33	33
Subtotal for Religious Schools	2,277	2,222	2,171	2,056	2,022	2,022
DAY SCHOOLS (K-12)						
Bais Yaakov	42	33	36	31	31	31
Block Yeshiva	67	63	59	55	50	50
Epstein Hebrew Academy	162	147	137	129	124	124
Missouri Torah Institute ³	-	*	14	31	40	40
Saul Mirowitz Day School -Reform Jewish Academy	85	86	87	82	82	82
Solomon Schechter	170	145	139	142	116	116
Torah Prep	160	178	187	183	173	173
Subtotal for Day Schools	686	652	659	653	616	616
HIGH SCHOOL PROGRAMS						
Community High School	57	52	-	-	-	^
JOLT	-	-	67	53	48	48
Tichon High School Program	25	22	21	18	18	18
Subtotal for High School	82	74	88	71	66	66
TOTAL	4,682	4,449	4,337	4,226	4,226	3,454

Note: ^ Unduplicated numbers result from subtracting students who are enrolled in more than one program (i.e. Religious and Hebrew Schools).

FIVE YEAR COMPARISON BY PROGRAM

EARLY CHILDHOOD

	2006-07	2007-08	2008-09	2009-10	2010-11
B'nai Amoona	81	66	60	50	38
Epstein Hebrew Academy	48	29	35	38	47
JCC Early Childhood	244	239	217	216	234
Shaare Emeth	130	137	113	119	122
Shaare Zedek	87	90	84	83	90
Temple Israel	68	67	40	49	103
Torah Prep	49	55	51	48	65
United Hebrew	135	115	91	62	51
TOTAL	842	798	691	665	750

FIVE YEAR COMPARISON BY PROGRAM

HEBREW SCHOOLS

REFORM	2006-07	2007-08	2008-09	2009-10	2010-11
B'nai El	15	-	-	7	10
B'nai Torah	20	14	-	-	7
Central Reform Congregation	108	109	93	99	143
Kol Am	10	11	6	11	-
Shaare Emeth	183	156	162	170	179
Temple Emanuel	16	12	9	6	9
Temple Israel	81	75	65	53	48
United Hebrew	73	69	91	82	101
TOTAL	506	446	426	428	497

CONSERVATIVE	2006-07	2007-08	2008-09	2009-10	2010-11
B'nai Amoona	-	-	123	137	117
Jewish Community	143	122	-	-	-
Shaare Shalom	-	-	55	50	28
TOTAL	143	122	178	187	145

OTHER	2006-07	2007-08	2008-09	2009-10	2010-11
Kulanu	25	30	19	17	12
TOTAL	25	30	19	17	12

- No program offered

FIVE YEAR COMPARISON BY PROGRAM

RELIGIOUS SCHOOLS

REFORM	2006-07	2007-08	2008-09	2009-10	2010-11
B'nai El	36	31	26	22	25
B'nai Torah	20	14	29	25	7
Central Reform Congregation	311	301	304	294	318
Kol Am	19	23	19	25	22
Shaare Emeth	504	531	496	465	482
Temple Emanuel	76	78	67	50	57
Temple Israel	337	319	312	290	258
United Hebrew	531	533	530	533	490
TOTAL	1,834	1,830	1,783	1,704	1,659

CONSERVATIVE	2006-07	2007-08	2008-09	2009-10	2010-11
B'nai Amoona	302	267	280	243	246
Shaare Shalom	138	125	108	83	84
TOTAL	440	392	388	326	330

OTHER	2006-07	2007-08	2008-09	2009-10	2010-11
Aish Hebrew School	*	*	*	26	16
Ahavat Shalom	*	*	*	*	17
Ohr Atid	3	*	*	*	*
TOTAL	3	0	0	26	33

* Did not report this year.

FIVE YEAR COMPARISON BY GRADE

(Includes all Early Childhood, Hebrew School, Religious School,
Day School, and High School students)

	2006-07	2007-08	2008-09	2009-10	2010-11
Preschool¹	926	841	749	725	805
K	214	244	204	197	195
1	256	240	280	274	225
2	252	291	272	291	266
3	382	334	371	373	451
4	456	425	290	306	332
5	480	421	418	364	387
6	439	438	400	421	377
7	332	295	294	283	272
8	227	237	245	220	181
9	194	190	199	220	175
10	205	188	210	197	204
11	52	85	76	77	80
12	38	40	89	50	77
TOTAL	4,453	4,269	4,097	3,998	4,027

¹ Includes Early Childhood and Congregational Religious School programs.

EARLY CHILDHOOD 2010-2011

	UNDER 2		2 yr olds		3 yr olds		4 yr olds		5 yr olds		TOTAL	
JEWISH COMMUNITY CENTER												
Fox Building	13	18	13	15	18	21	18	22	7	2	69	78
Staenberg Family Complex	49	34	38	30	35	35	36	35	7	4	165	138
REFORM												
Shaare Emeth	10	10	22	16	45	44	30	30	15	19	122	119
Temple Israel	15	8	39	11	16	7	16	11	17	12	103	49
United Hebrew	7	11	14	15	18	11	10	22	2	3	51	62
CONSERVATIVE												
B'nai Amoona	3	6	7	12	9	16	17	16	2	-	38	50
Shaare Zedek	27	25	15	18	23	19	15	18	10	3	90	83
DAY SCHOOLS												
Epstein Hebrew Academy	-	-	3	13	10	12	19	13	15	-	47	38
Torah Prep	-	-	11	14	17	17	18	17	19	-	65	48
TOTAL	124	112	162	144	191	182	179	184	94	43	750	665

LEGEND	
-	No program offered.
	Numbers in shaded area are last year's enrollment figures.

EARLY CHILDHOOD 2010-2011

	Jewish		Both Parents Not Jewish		Total	
JEWISH COMMUNITY CENTER						
Fox Building	40	44	29	34	69	78
Staenberg Family Complex	70	62	95	76	165	138
REFORM						
Shaare Emeth	120	110	2	9	122	119
Temple Israel	95	41	8	8	103	49
United Hebrew	50	62	1	0	51	62
CONSERVATIVE						
B'nai Amoona	38	50	0	0	38	50
Shaare Zedek	54	58	36	25	90	83
DAY SCHOOLS						
Epstein Hebrew Academy	47	38	0	0	47	38
Torah Prep	65	48	0	0	65	48
TOTAL	579	513	171	152	750	665

LEGEND	
	Numbers in shaded area are last year's enrollment figures.

HEBREW SCHOOLS 2010-2011

REFORM

	1st		2nd		3rd		4th		5th		6th		7th		8th		TOTAL	
B'nai El	-	-	2	-	1	1	1	2	3	1	2	1	1	2	-	-	10	7
B'nai Torah	2	-	2	-	-	-	-	-	-	-	-	-	1	-	2	-	7	-
Central Reform *	-	-	-	-	45	30	47	18	19	23	32	28	-	-	-	-	143	99
Kol Am	-	-	-	-	-	7	0	1	-	2	0	0	-	-	-	1	-	11
Shaare Emeth *	-	-	-	-	46	40	44	42	42	36	47	52	-	-	-	-	179	170
Temple Emanuel	-	-	-	-	-	1	3	3	4	2	2	-	-	-	-	-	9	6
Temple Israel	-	-	-	-	-	-	18	18	16	16	14	19	-	-	-	-	48	53
United Hebrew	-	-	-	-	45	22	25	20	18	15	13	22	0	3	-	-	101	82
TOTAL	2	-	4	-	137	101	138	104	102	95	110	122	2	5	2	1	497	428

CONSERVATIVE

	1st		2nd		3rd		4th		5th		6th		7th		8th		TOTAL	
B'nai Amoona *	14	-	19	19	22	17	19	13	11	14	23	33	29	25	24	16	117	104
Shaare Shalom	-	-	0	9	9	3	3	16	10	2	2	10	4	10	-	-	28	39
TOTAL	14	-	19	28	31	20	22	29	21	16	25	43	33	35	24	16	145	143

KULANU

3rd		4th		5th		6th		7th		TOTAL	
2	1	1	1	3	7	6	7	0	1	12	17

LEGEND	
-	No program offered.
	Numbers in the shaded area are last year's enrollment figures.
*	Merged Hebrew/Religious School Program

CONGREGATIONAL RELIGIOUS SCHOOLS BY MOVEMENT AND GRADE LEVEL 2010-2011

REFORM

	B'NAI EL		B'NAI TORAH		CENTRAL REFORM		KOL AM		SHAARE EMETH		TEMPLE EMANUEL		TEMPLE ISRAEL		UNITED HEBREW		TOTAL	
Pre-K		5		6	11	16			9	14	5	4	5	10	-	-	30	55
Kdg	3	0	1	1	23	28	1	1	32	37	5	↓	15	13	31	40	111	120
1st	1	2	1	2	23	23	↓	3	38	53	2	9	13	15	42	47	120	154
2nd	2	1	1	1	25	40	2	2	54	42	7	↓	16	20	47	57	154	163
3rd	1	1			45	30	3	7	46	40	5	10	18	25	58	51	176	164
4th	1	2		5	47	18	7	1	44	42	6	↓	26	32	50	58	181	158
5th	3	2		4	19	23	2	2	42	36	6	8	32	26	57	62	161	163
6th	2	1			32	28	1	0	47	52	4	↓	24	34	57	48	167	163
7th	1	2	2	4	34	22	0	0	47	47	6	9	32	36	41	53	163	173
8th	2	3	1	0	11	16	0	3	37	37	6	↓	24	16	36	35	117	110
9th	3	1	1	1	23	21	3	2	33	34	3	10	16	35	30	31	112	135
10th	2	2		1	25	29	3	4	36	31	2	↓	30	23	26	40	124	130
11th	2	-	-	-	-	-	-	-	10	-	-	-	4	4	8	11	24	15
12th	2	-	-	-	-	-	-	-	7	-	-	-	3	1	7	↓	19	1
TOTAL	25	22	7	25	318	294	22	25	482	465	57	50	258	290	490	533	1,659	1,704

CONSERVATIVE

	B'NAI AMOONA		SHAARE SHALOM		TOTAL	
Pre-K	7	-	10	5	17	5
Kdg	12	12	4	5	16	17
1st	14	15	8	9	22	24
2nd	19	19	7	9	26	28
3rd	22	17	12	3	34	20
4th	19	13	6	16	25	29
5th	11	14	13	2	24	16
6th	23	33	4	10	27	43
7th	29	25	4	10	33	35
8th	24	21	8	2	32	23
9th	14	21	2	5	16	26
10th	19	19	6	7	25	26
11th	17	20	-	-	17	20
12th	16	14	-	-	16	14
TOTAL	246	243	84	83	330	326

OTHER

	* AHAVAT SHALOM	
Pre-K	4	-
Kdg	1	-
1st	1	-
2nd	0	-
3rd	1	-
4th	1	-
5th	2	-
6th	2	-
7th	0	-
8th	2	-
9th	0	-
10th	1	-
11th	1	-
12th	1	-
TOTAL	17	-

* Ahavat Shalom is a new synagogue in St. Charles

LEGEND		
↓	Denotes a combined grade class.	
-	No program offered.	
Yellow shading	Numbers in the shaded area are last year's enrollment figures.	

**DAY SCHOOL ENROLLMENT
BY CONGREGATION
2010-2011**

	SAUL MIROWITZ DAY SCHOOL - REFORM JEWISH ACADEMY		SOLOMON SCHECHTER DAY SCHOOL		TOTAL	
B'nai Amoona						
Enrolled in Religious School	0	1	50	4	50	5
Not Enrolled in Religious School	8	7	48	62	56	69
B'nai El						
Enrolled in Religious School	0	0	1	0	1	0
Not Enrolled in Religious School	0	0	0	0	0	0
Brith Shalom Kneseth Israel						
Enrolled in Religious School	0	0	0	0	0	0
Not Enrolled in Religious School	3	0	7	15	10	15
Central Reform Congregation						
Enrolled in Religious School	8	6	2	2	10	8
Not Enrolled in Religious School	0	3	0	3	0	6
Shaare Emeth						
Enrolled in Religious School	3	4	0	1	3	5
Not Enrolled in Religious School	26	27	1	1	27	28
Shaare Zedek						
Enrolled in Religious School	0	1	0	0	0	1
Not Enrolled in Religious School	6	5	9	18	15	23
Temple Israel						
Enrolled in Religious School	4	4	2	0	6	4
Not Enrolled in Religious School	0	2	0	0	0	2
United Hebrew Congregation						
Enrolled in Religious School	1	6	0	1	1	7
Not Enrolled in Religious School	2	1	0	0	2	1
TOTAL						
Enrolled in Religious School	16	22	55	8	71	30
Not Enrolled in Religious School	45	45	65	99	110	144

LEGEND	
	Numbers in the shaded area are last year's enrollment figures.

DAY SCHOOLS 2010-2011

	BAIS YAAKOV		BLOCK YESHIVA HIGH SCHOOL		EPSTEIN HEBREW ACADEMY		MISSOURI TORAH INSTITUTE		SAUL MIROWITZ DAY SCHOOL - REFORM JEWISH ACADEMY		SOLOMON SCHECHTER DAY SCHOOL		TORAH PREP		TOTAL	
Kdg	-	-	-	-	16	16	-	-	13	13	14	12	19	18	62	59
First	-	-	-	-	17	11	-	-	16	12	11	11	16	27	60	61
Second	-	-	-	-	13	11	-	-	12	10	11	27	27	21	63	69
Third	-	-	-	-	13	12	-	-	9	10	26	15	19	25	67	62
Fourth	-	-	-	-	13	15	-	-	10	26	10	24	23	19	56	84
Fifth	-	-	-	-	12	10	-	-	22	11	21	19	19	23	74	63
Sixth	-	-	-	-	8	17	-	-	-	-	9	11	23	15	40	43
Seventh	-	-	-	-	16	16	-	-	-	-	9	7	16	13	41	36
Eighth	-	-	-	-	16	21	-	-	-	-	5	16	11	22	32	59
Ninth	9	8	13	16	-	-	11	12	-	-	-	-	-	-	33	36
Tenth	6	11	12	12	-	-	9	9	-	-	-	-	-	-	27	32
Eleventh	11	5	12	14	-	-	8	10	-	-	-	-	-	-	31	29
Twelfth	5	7	13	13	-	-	12	-	-	-	-	-	-	-	30	20
TOTAL	31	31	50	55	124	129	40	31	82	82	116	142	173	183	616	653

LEGEND	
-	No program offered.
	Numbers in the shaded area are last year's enrollment figures.

COMMUNITY HIGH SCHOOL PROGRAMS 2010-2011

CAJE JEWISH OPPORTUNITIES AND LEARNING FOR TEENS (JOLT)

8th	9th	10th	11th	12th	TOTAL
17 9	7 18	14 6	4 8	6 12	48 53

Tichon

8th	9th	10th	11th	12th	TOTAL
1 2	5 5	5 3	5 5	2 3	18 18

LEGEND

Numbers in the shaded area are last year's enrollment figures.

This page intentionally left blank.

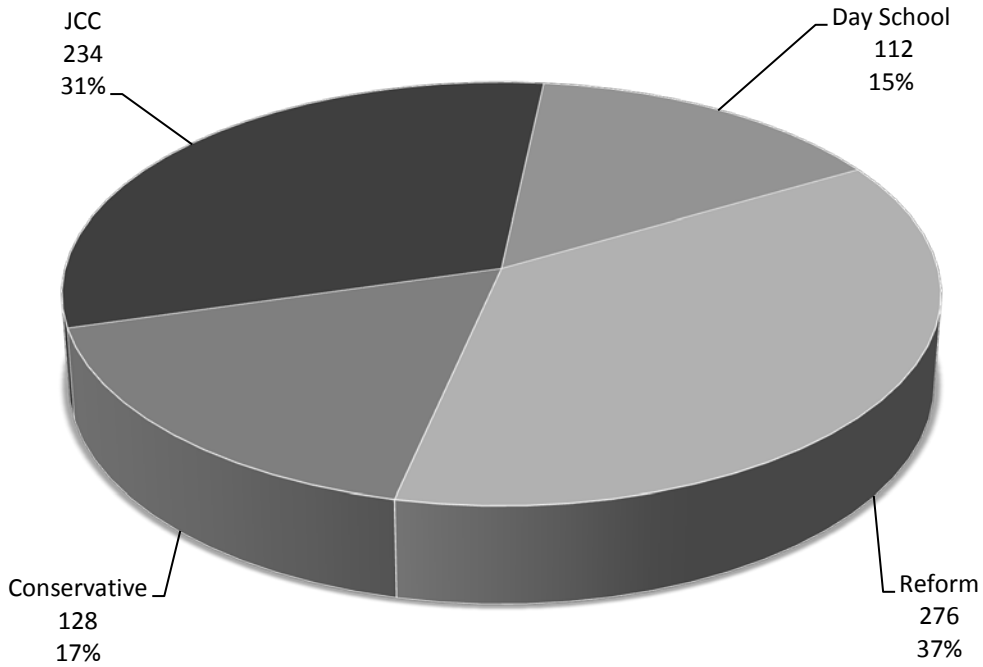
DISTRIBUTION OF ST. LOUIS AREA STUDENTS
Grades Preschool through Twelve
2010-2011

	Preschool	K	1	2	3	4	5	6	7	8	9	10	11	12
EARLY CHILDHOOD														
B'nai Amoona	38													
Epstein Hebrew Academy	47													
JCC - Staenberg	165													
JCC - Fox	69													
Shaare Emeth	122													
Shaare Zedek	90													
Temple Israel	103													
Torah Prep	65													
United Hebrew	51													
CONGREGATIONAL RELIGIOUS SCHOOLS														
B'nai Amoona	7	12	14	19	22	19	11	23	29	24	14	19	17	16
B'nai El		3	1	2	1	1	3	2	1	2	3	2	2	2
B'nai Torah		1	1	1					2	1	1			
Central Reform	11	23	23	25	45	47	19	32	34	11	23	25		
Kol Am		1		2	3	7	2	1			3	3		
Shaare Emeth	9	32	38	54	46	44	42	47	47	37	33	36	10	7
Shaare Shalom	10	4	8	7	12	6	13	4	4	8	2	6		
Temple Emanuel	5	5	2	7	5	6	6	4	6	6	3	2		
Temple Israel	5	15	13	16	18	26	32	24	32	24	16	30	4	3
United Hebrew		31	42	47	58	50	57	57	41	36	30	26	8	7

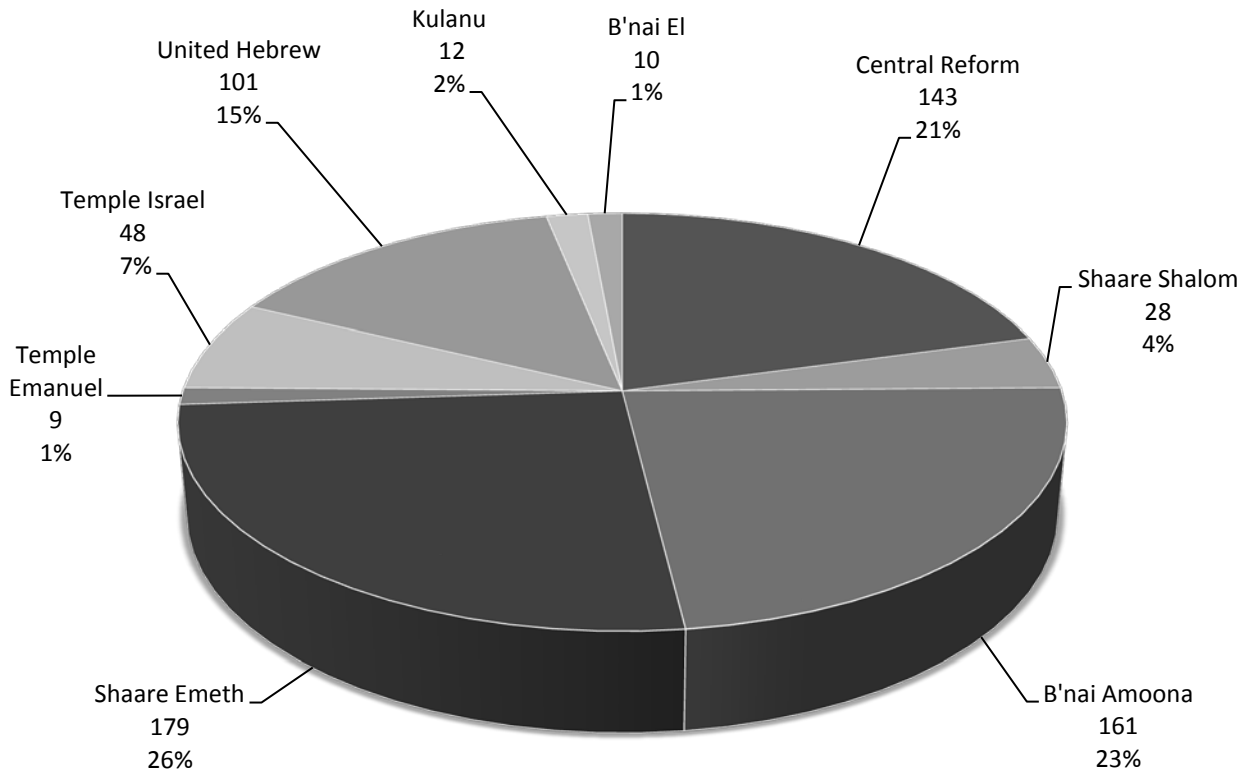
	Preschool	K	1	2	3	4	5	6	7	8	9	10	11	12
HEBREW SCHOOLS														
B'nai El				2	1	1	3	2	1					
B'nai Torah			2	2	1				1	2				
B'nai Amoona			14	19	22	19	11	23	29	24				
Central Reform					45	47	19	32						
Kol Am														
Kulanu					2	1	3	6						
Shaare Emeth					46	44	42	47						
Shaare Shalom					9	3	10	2	4					
Temple Emanuel						3	4	2						
Temple Israel						18	16	14						
United Hebrew					45	25	18	13						
DAY SCHOOLS														
Bais Yaakov											9	6	11	5
Block Yeshiva											13	12	12	13
Epstein Hebrew		16	17	13	13	13	12	8	16	16				
Missouri Torah Institute											11	9	8	12
Saul Mirowitz Day School		13	16	12	9	10	22							
Solomon Schechter		14	11	11	26	10	21	9	9	5				
Torah Prep		19	16	27	19	23	19	23	16	11				
OTHER														
Ahavat Shalom	4	1	1		1	1	2	2		2		1	1	1
Aish HaTorah	8	6		6	3	3	2	2						
HIGH SCHOOL PROGRAMS														
JOLT										17	7	14	4	6
Tichon High School Program										1	5	5	5	2
TOTALS	805	196	225	266	452	333	389	379	272	227	173	195	81	73
UNDUPLICATED¹	805	196	203	249	281	266	263	238	237	201	173	195	81	73

¹ Unduplicated numbers result from subtracting students who we know to be enrolled in more than one program.

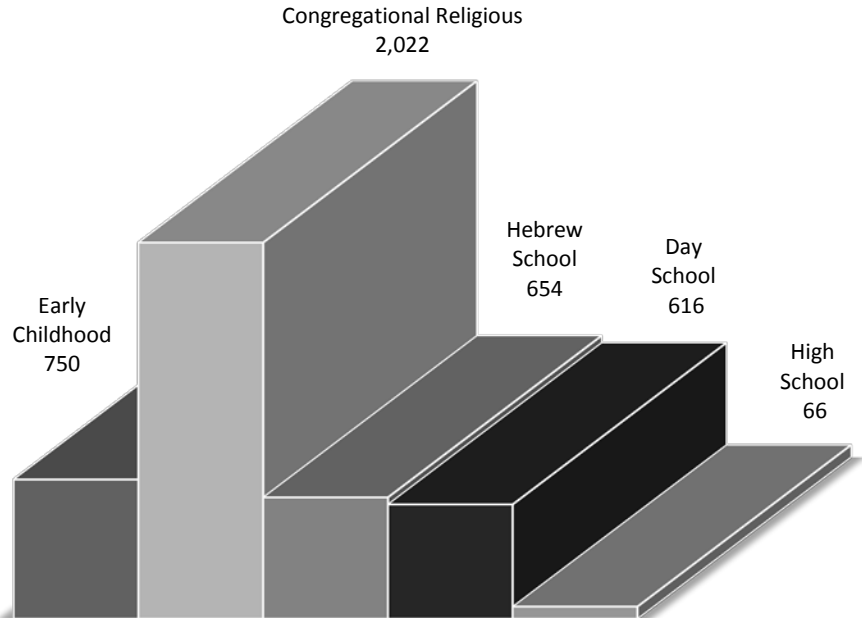
Early Childhood Enrollment by Sponsorship



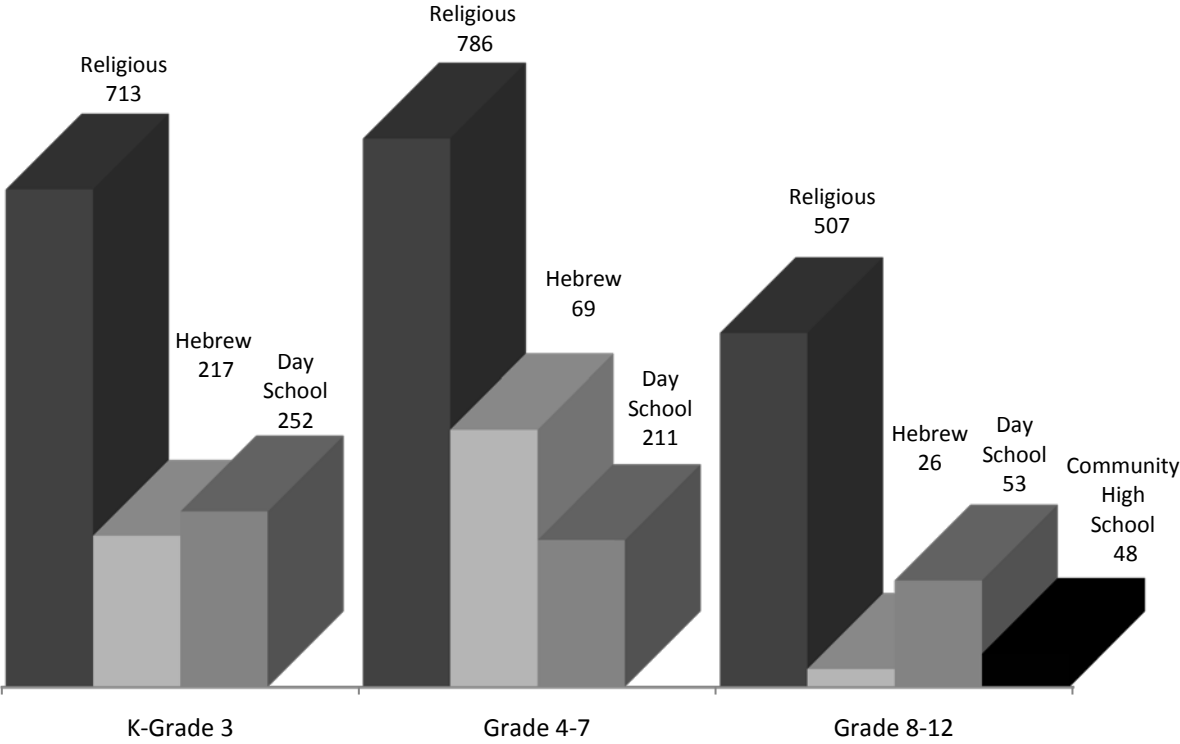
Hebrew School Enrollment by Sponsorship



Total Enrollment by School Type

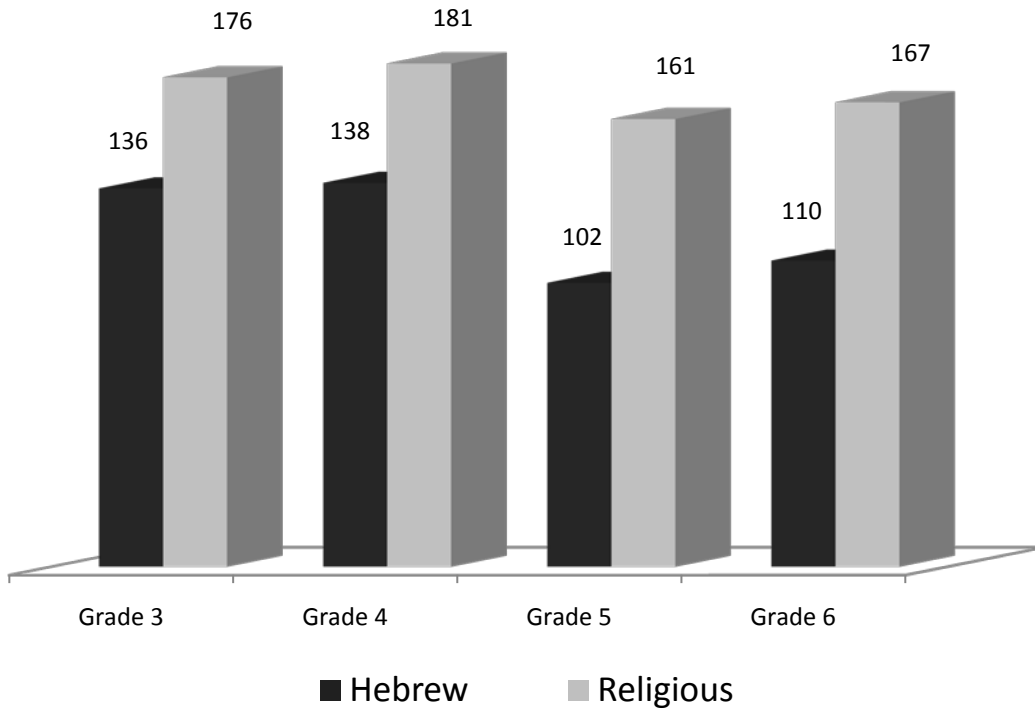


School Enrollment by Grade and Type

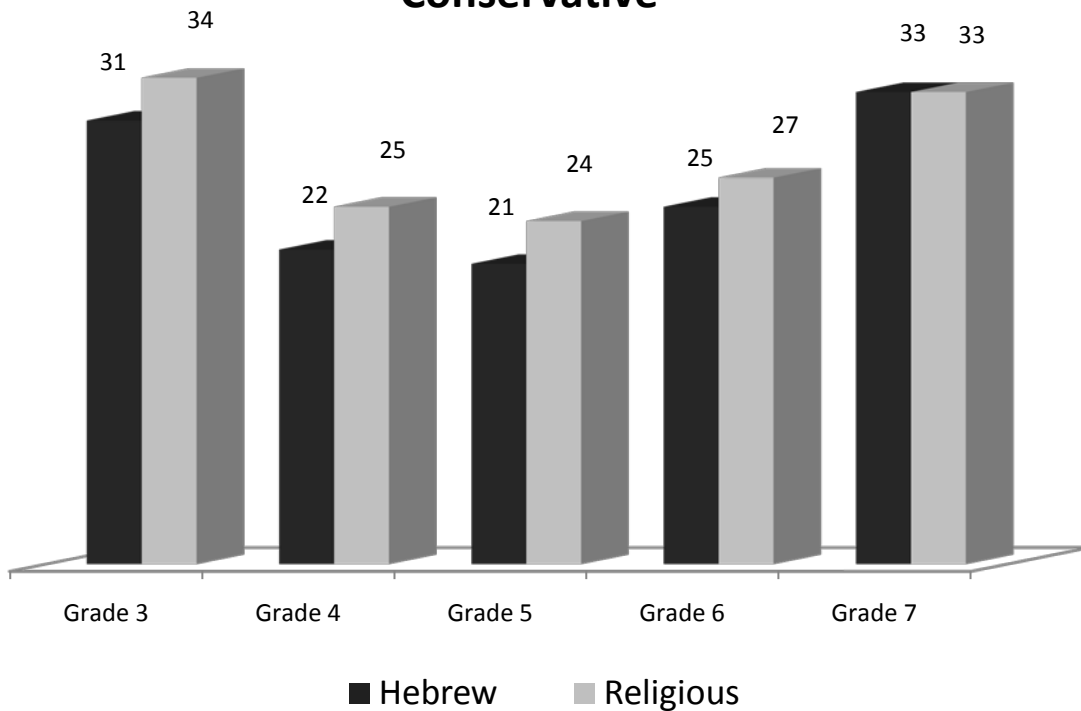


Enrollment in Hebrew School Compared to Enrollment in Congregational Religious School

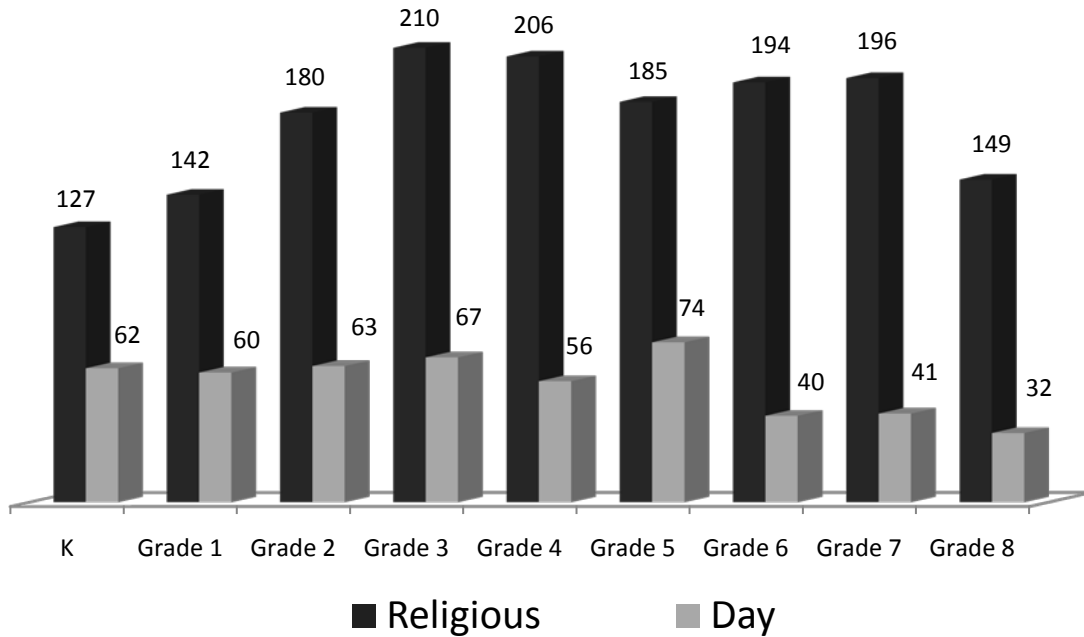
Reform



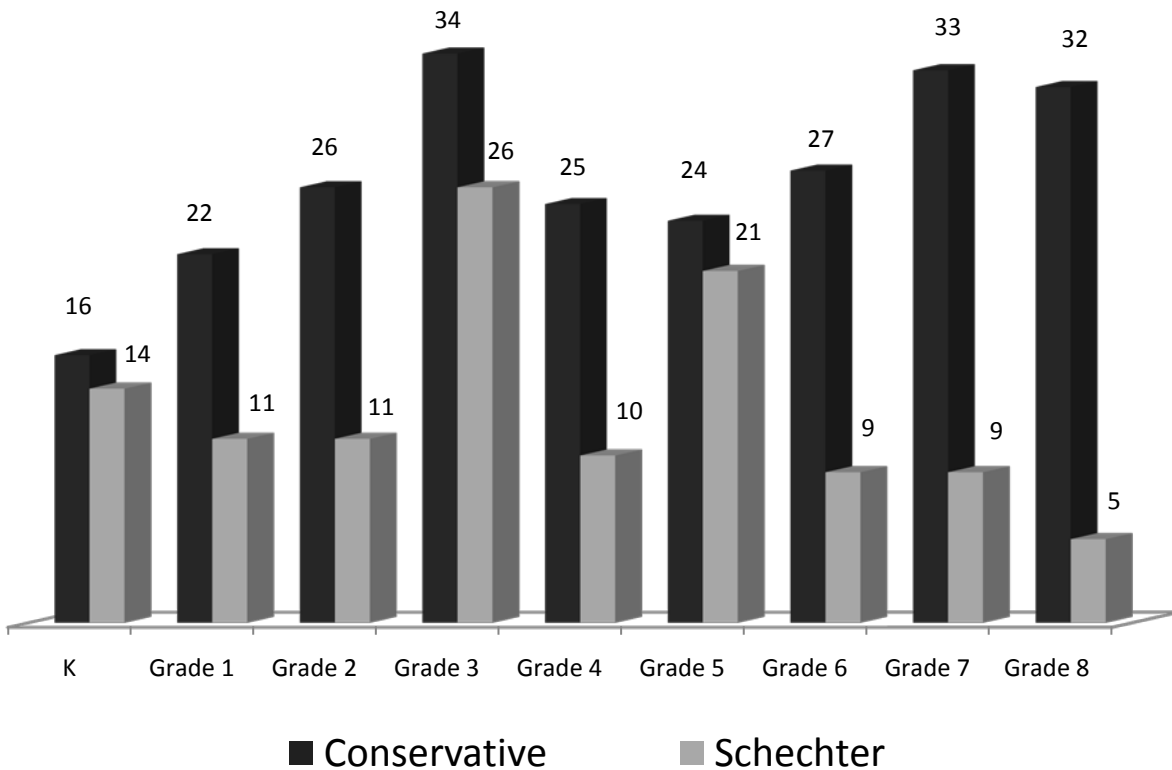
Conservative



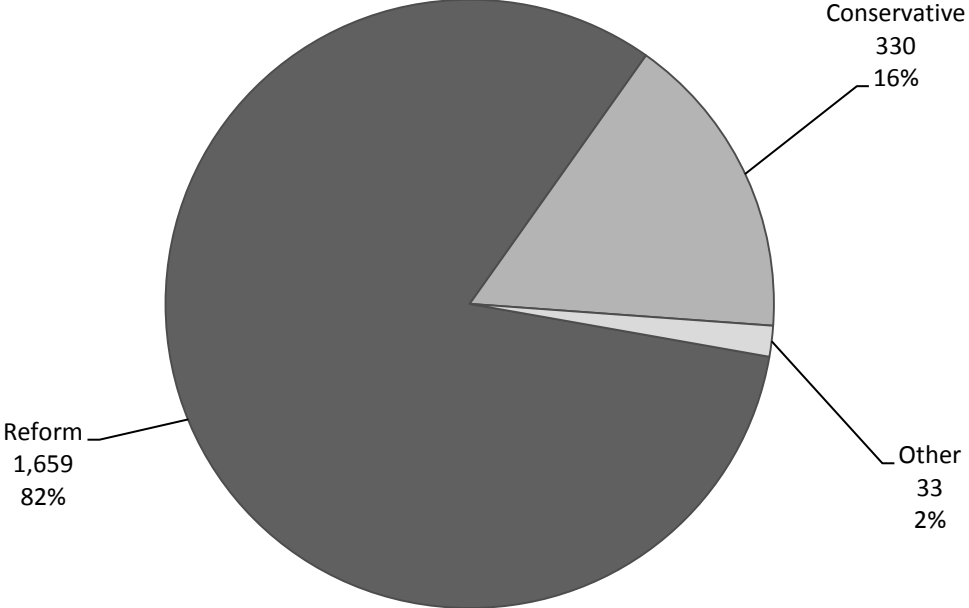
Students in Congregational Religious School Compared to Day School (K-8)



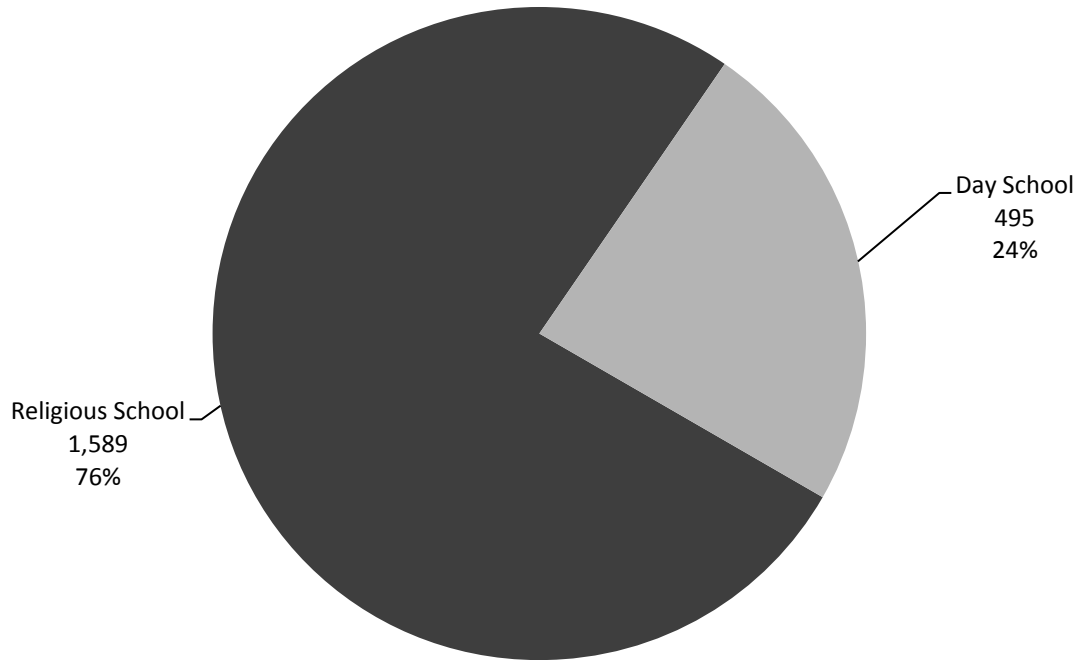
Students in Conservative Religious School Compared to Solomon Schechter Day School



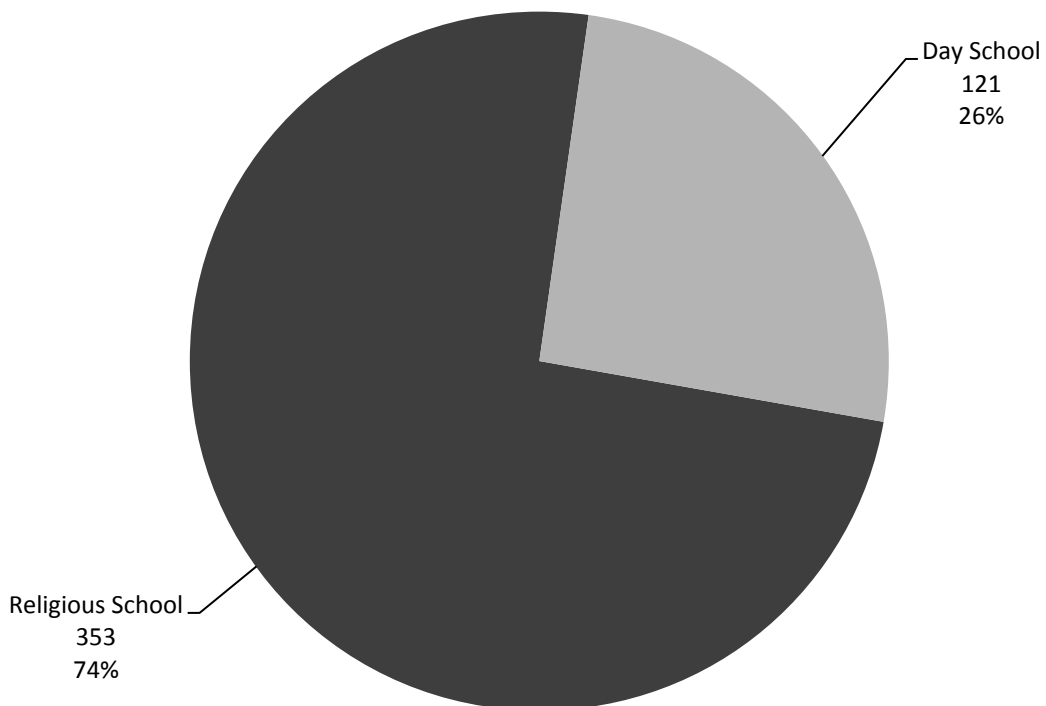
Religious School Enrollment by Movement



Religious School Enrollment Compared to Day School Enrollment (K-8)



Religious School Enrollment Compared to Day School Enrollment (9-12)



Trends in Enrollment

