



1. Water turned  
to blood.




דָּם

2. Frogs




צִפְרָדַיִם

3. Lice




כְּנָיִם

4. Wild Animals




עָרוֹב

5. Sick Cattle




דָּבָר

6. Boils on all  
Egyptians.




שֹׁחִין

7. Hail



בָּרָד

8. Locusts




אַרְבֶּה

9. Darkness all the time.



חֹשֶׁךְ

10. Death of Firstborn Egyptian Son



מִּפְתַּת בְּכוֹרוֹת

Seder Plate




קְצֵרָה

4 Cups of Wine




אַרְבַּע כּוֹסוֹת

Moses




מֹשֶׁה

Haggadah




הַגְּדָה

Matzah



מַצָּה

Afikoman



אַפִּיקוֹמָן

Salt Water



מֵיִם מְלוּכָּיִם

Parsley



פָּרְסֵי

Shankbone



זֵרוֹעַ

Egg



בֵּיצָה

Maror




מָרֹר

Charoset



חַרוֹסֶת

Four Questions




אַרְבַּע קוֹשְׁיּוֹת

Elijah's Cup



כּוֹס אֵלִיָּהוּ



Use white cardstock and copy pages 1-3 two times on a color printer. Turn the pages over and copy page 4 on the back of the pages to create a deck of cards. Laminate the pages and cut the cards apart. Cut out directions below to store with cards in a plastic bag.

# Afikoman Card Games

## Afikoman Card Game played like “Old Maid.”

**Number of players:** Play the game with 2 or more players.

**Object of the game:** Review the Passover symbols and be left with the “Afikoman” card when the game ends.

**Playing Directions:** *The dealer removes one of the “Afikoman” cards from the deck to play this game.* The dealer shuffles the cards and deals all the cards face down to all the players. It’s ok if some players end up with more cards than others. Players sort their cards and lay any pairs face up in the center of the table. The dealer then has the player to the left remove one card from his hand. If the card matches one he already has in his hand, he puts the pair down. If not, he keeps the card and puts it in his hand. Play proceeds clockwise until no more pairs remain and a player is left with the “AFIKOMAN” card.

**Winner:** The player who has the “AFIKOMAN” card at the end of the game.

## Afikoman Card Game played like “Memory.”

**Number of players:** Play the game with 2 or more players.

**Object of the game:** Review the Passover symbols and have the most pairs of cards at the end of the game.

**Playing Directions:** Shuffle the cards. Place all cards face down on the table, either in rows or randomly.

Players take turns turning two cards over.

**If the cards match:** The player has a pair to set aside. The player continues to turn cards over two at a time until no match is found.

**If the cards don’t match:** They are turned back over (face down) and the next player takes a turn. Each player attempts to memorize the location of all played cards in order to gain matches later on. The game ends when all the cards are in pairs.

**Winner:** The player with the most pairs.