

CHANUKKAH CANDLES



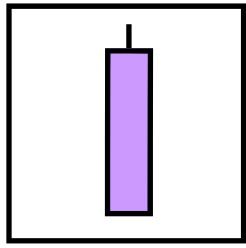

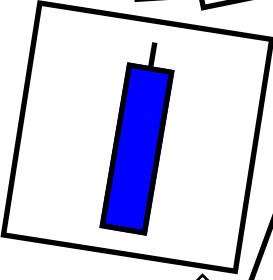

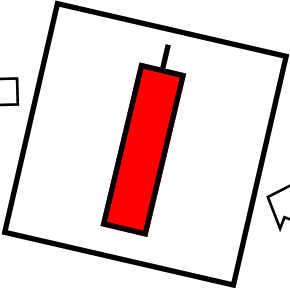

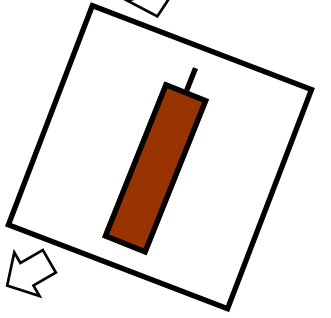
OBJECT OF GAME: To color the nine candles in the menorah.

MATERIALS NEEDED: File folder gameboard, copies of the menorah color sheet (back of folder), pawns, die, crayons or markers


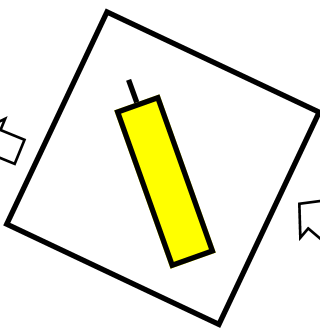


TO PLAY: Give each player a copy of the "Menorah Color Sheet" (back of file folder). Each player selects a pawn. Place each pawn on a "START". The first player rolls the die and moves the number indicated on the die. If a player lands on a candle, the player colors a candle on his/her coloring sheet the same color at the candle he/she landed on. When a player has colored all 9 candles, he/she is the winner. Play continues until all players have colored their sheets.

Central Agency for Jewish Education, Cutter Creativity Center
12 Millstone Campus Dr., St. Louis, MO 63146
Tel: 314 432-0020 Web site: www.cajestl.org

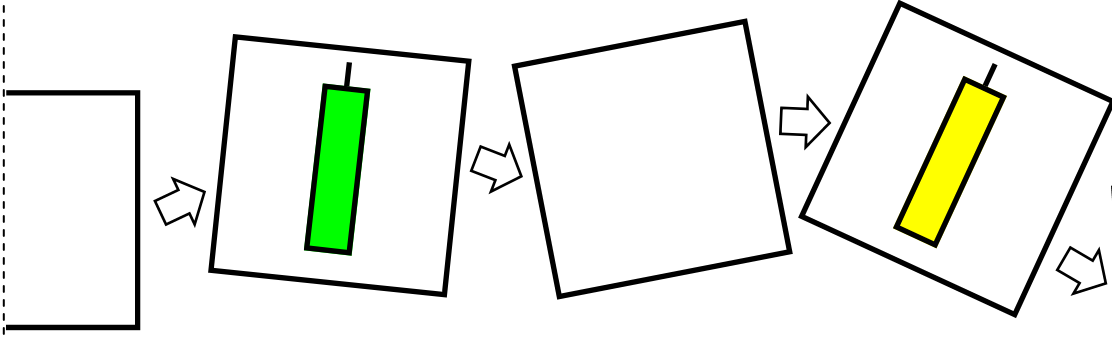
Start




Start



CANDLES

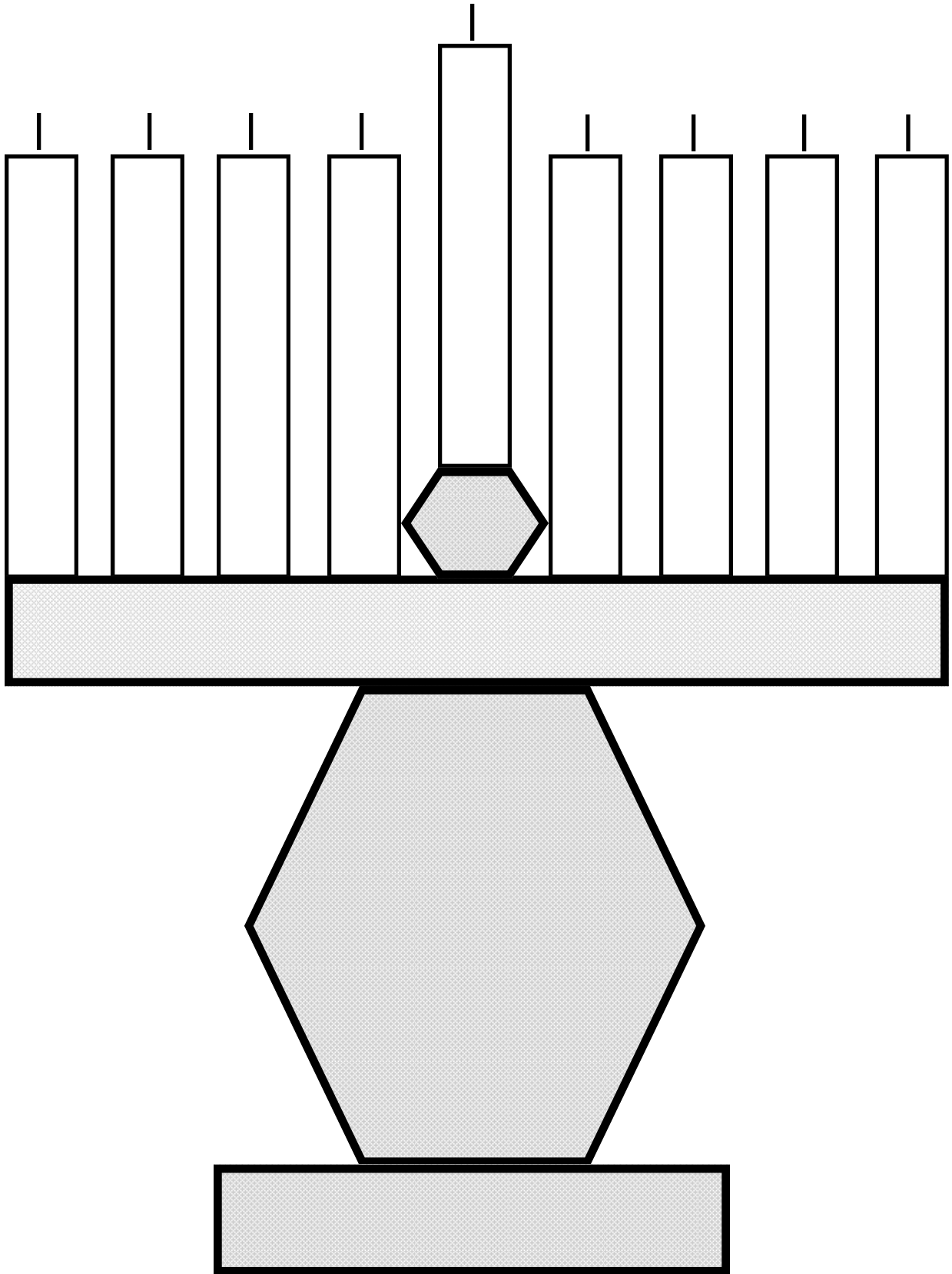


Cut off this strip along dotted line. Glue page on right inside page of file folder.



CHANUKAH

Cut off this strip alone dotted line. Glue page on left inside page of file folder.



Menorah Color Sheet